



### In series

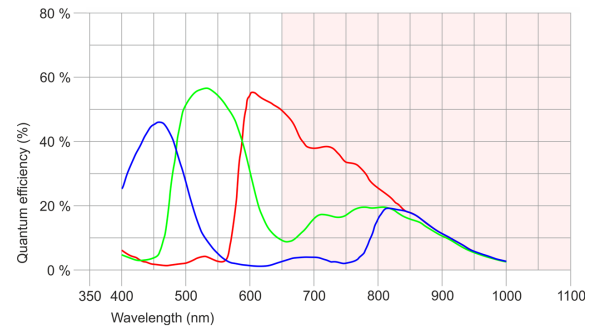
The model is in series and available for the long term.



## Specification

### Sensor

Sensor type	CMOS Color
Shutter	Global Shutter
Sensor characteristic	Linear
Readout mode	Progressive scan
Pixel Class	1.6 MP
Resolution	1.58 Mpix
Resolution (h x v)	1456 x 1088 Pixel
Aspect ratio	4:3
ADC	12 bit
Color depth (camera)	12 bit
Optical sensor class	1/3"
Optical Size	5.023 mm x 3.754 mm)
Optical sensor diagonal	6.27 mm (1/2.55")
Pixel size	3.45 μm
Manufacturer	Sony
Sensor Model	IMX273LQR-C
Gain (master/RGB)	24x/4x
AOI horizontal	same frame rate
AOI vertical	increased frame rate
AOI image width / step width	264 / 8
AOI image height / step width	2 / 2
AOI position grid (horizontal/vertical)	8 / 2
Binning horizontal	same frame rate
Binning vertical	same frame rate
Binning method	M/C automatic
Binning factor	2 / 4 / 8
Subsampling horizontal	same frame rate
Subsampling vertical	same frame rate
Subsampling method	M/C automatic
Subsampling factor	2, 4, 8



## Model

Frame rate freerun mode	78 fps
Frame rate trigger (continuous)	78 fps
Frame rate trigger (maximum)	81 fps
Exposure time (minimum - maximum)	0.025 ms - 2000 ms
Long exposure (maximum)	90000 ms
Power consumption	1.1 W - 3.5 W
Image memory	128 MB

## Ambient conditions

The temperature values given below refer to the outer device temperature of the camera housing.  
For PCB versions, refer to the separate hints in the respective documentation.

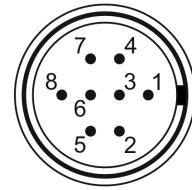
Device temperature during operation	0 °C - 55 °C / 32 °F - 131 °F
Device temperature during storage	-20 °C - 60 °C / -4 °F - 140 °F
Humidity (relative, non-condensing)	20 % - 80 %

## Connectors

Interface connector	GigE RJ45
I/O connector	8-pin Hirose connector (HR25-7TR-8PA(73))
Power supply	12 V - 24 V or PoE

## Pin assignment I/O connector

1	Ground (GND)
2	Flash output with optocoupler (-) - Line 1
3	General Purpose I/O (GPIO) 1 - Line 2
4	Trigger input with optocoupler (-) - Line 0
5	Flash output with optocoupler (+) - Line 1
6	General Purpose I/O (GPIO) 2
7	Trigger input with optocoupler (+) - Line 0
8	Input power supply (VCC) 12-24 V DC



## Design

Lens Mount	C-Mount
IP code	-
Dimensions H/W/L	34.0 mm x 44.0 mm x 35.0 mm
Mass	61 g

## Features

Image Acquisition	Freerun	✓
	Software trigger	✓
	Hardware trigger	✓
	Trigger controlled exposure	✓
	Denoisier	✓
	Long exposure	✓
	Line scan	✓
	Line scan highspeed	-
Flashing	Flashing	✓
	PWM flashing	✓

Subject to technical modifications (2023-05-18)

Image Adjustments	Auto exposure	✓
	Auto gain	✓
	Auto whitebalance	✓
	Color correction	✓
	Gamma	✓
	LUT	✓
	Mirror/flip	-
On-board Image Processing	Pixel formats	Mono8 BayerRG8 BayerRG10 BayerRG10p BayerRG12 BayerRG12p BGR8 RGB8 BGR10p32 RGB10p32
	Region of interest	✓
	Decimation (FPGA)	✓
	Decimation (Sensor)	-
	Binning (FPGA)	✓
	Binning (Sensor)	-
Others	IP settings	✓
	Bandwidth management	✓
	Chunks	✓
	Sequencer	✓
	PTP	✓
	Firmware update	✓
	1st supported firmware version	1.5