


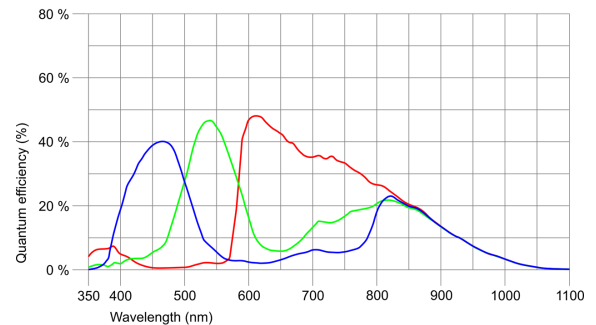
UI-3132LE-C (AB00896)



## Specification

### Sensor

Sensor type	CMOS Color
Shutter	Global Shutter
Sensor characteristic	Linear
Readout mode	Progressive scan
Pixel Class	0.5 MP
Resolution	0.49 Mpix
Resolution (h x v)	808 x 608 Pixel
Aspect ratio	4:3
ADC	10 bit
Color depth (camera)	12 bit
Optical sensor class	1/3.6"
Optical Size	3.875 mm x 2.915 mm
Optical sensor diagonal	4.85 mm (1/3.3")
Pixel size	4.8 $\mu$ m
Manufacturer	ON Semiconductor
Sensor Model	NOIP1SE0480A-SDI
Gain (master/RGB)	4x/4x
AOI horizontal	increased frame rate
AOI vertical	increased frame rate
AOI image width / step width	120 / 8
AOI image height / step width	2 / 2
AOI position grid (horizontal/vertical)	8 / 2
Binning horizontal	-
Binning vertical	-
Binning method	-
Binning factor	-
Subsampling horizontal	increased frame rate
Subsampling vertical	increased frame rate
Subsampling method	M/C automatic
Subsampling factor	2



Subject to technical modifications (2018-03-09)

## UI-3132LE-C (AB00896)

### Model

Pixel clock range	30 MHz - 80 MHz
Frame rate freerun mode	135
Frame rate trigger (continuous)	135
Frame rate trigger (maximum)	135
Exposure time (minimum - maximum)	0.046 ms - 967 ms
Long exposure (maximum)	5000 ms
Power consumption	1 W - 1.5 W
Special features	Overlap trigger, Sensor source gain, Multi-AOI

### Ambient conditions

The temperature values given below refer to the outer device temperature of the camera housing.

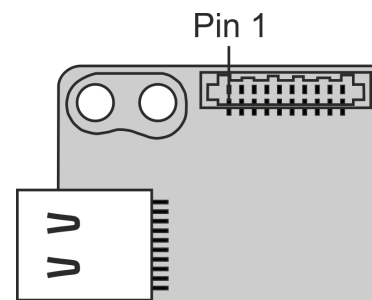
Device temperature during operation	0 °C - 55 °C / 32 °F - 131 °F
Device temperature during storage	-20 °C - 60 °C / -4 °F - 140 °F
Humidity (relative, non-condensing)	20 % - 80 %

### Connectors

Interface connector	USB Type-C
I/O connector	10-pin Molex connector (IllumiMate)
Power supply	USB cable

### Pin assignment I/O connector

1	Voltage output (USB Power Delivery), 5-15 V
2	Ground (GND)
3	General Purpose I/O (GPIO) 2, 3.3 V
4	General Purpose I/O (GPIO) 1, 3.3 V
5	TWI (Two Wire Interface) clock signal
6	TWI (Two Wire Interface) data signal
7	Trigger input without optocoupler 3.3 V
8	Flash output without optocoupler 3.3 V
9	Ground (GND)
10	Voltage output 3.3 V



Camera rear view

### Design

Lens Mount	-
IP code	-
Dimensions H/W/L	36.0 mm x 36.0 mm x 8.6 mm
Mass	7.5 g