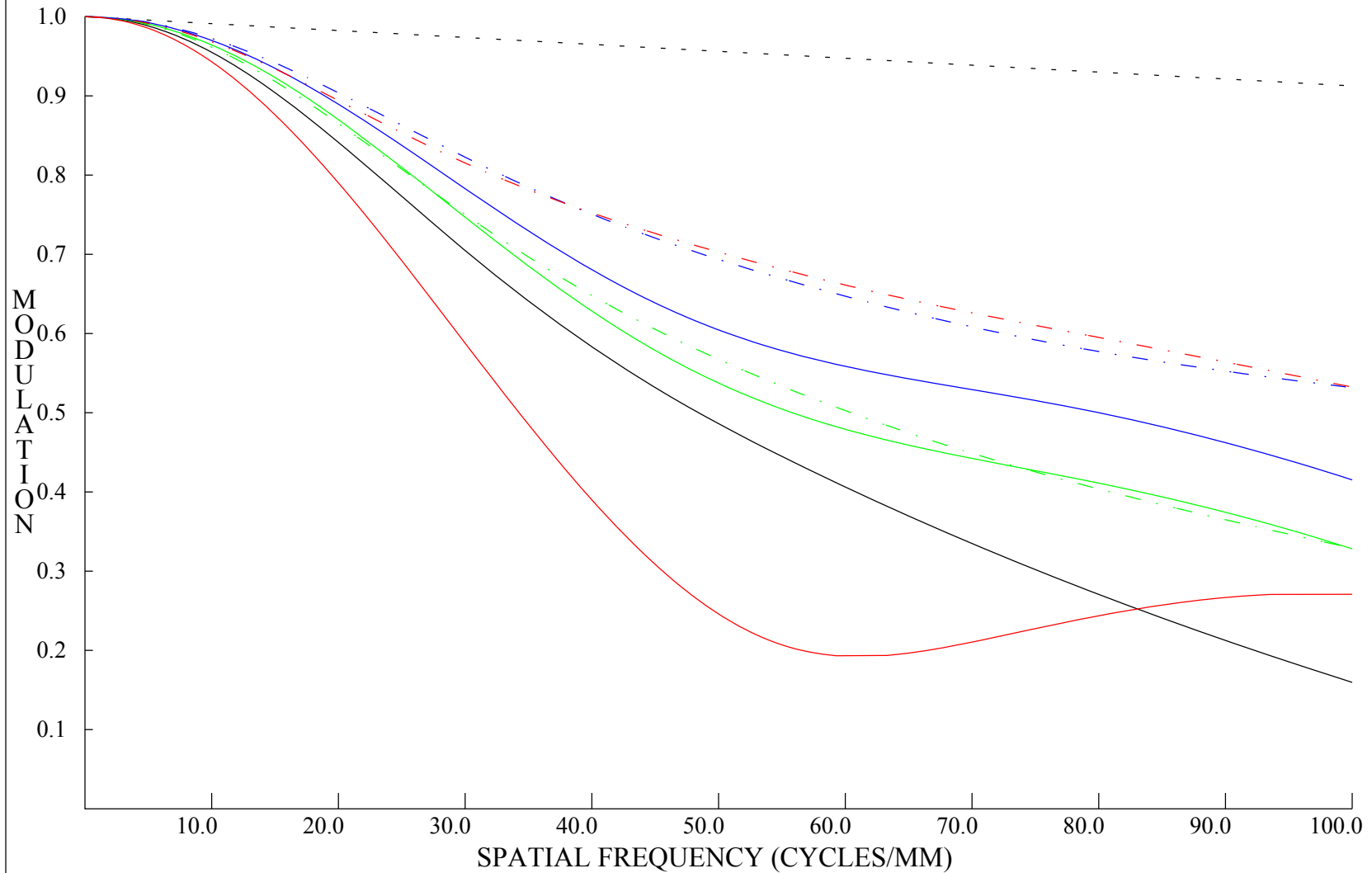


LM6NCM INF

GEOMETRICAL MTF

DIFFRACTION LIMIT	
AXIS	
T	0.3 FIELD (9.31 °)
R	
T	0.6 FIELD (18.14 °)
R	
T	1.0 FIELD (27.67 °)
R	

WAVELENGTH
656.3 NM
587.6 NM
546.1 NM
486.1 NM
435.8 NM

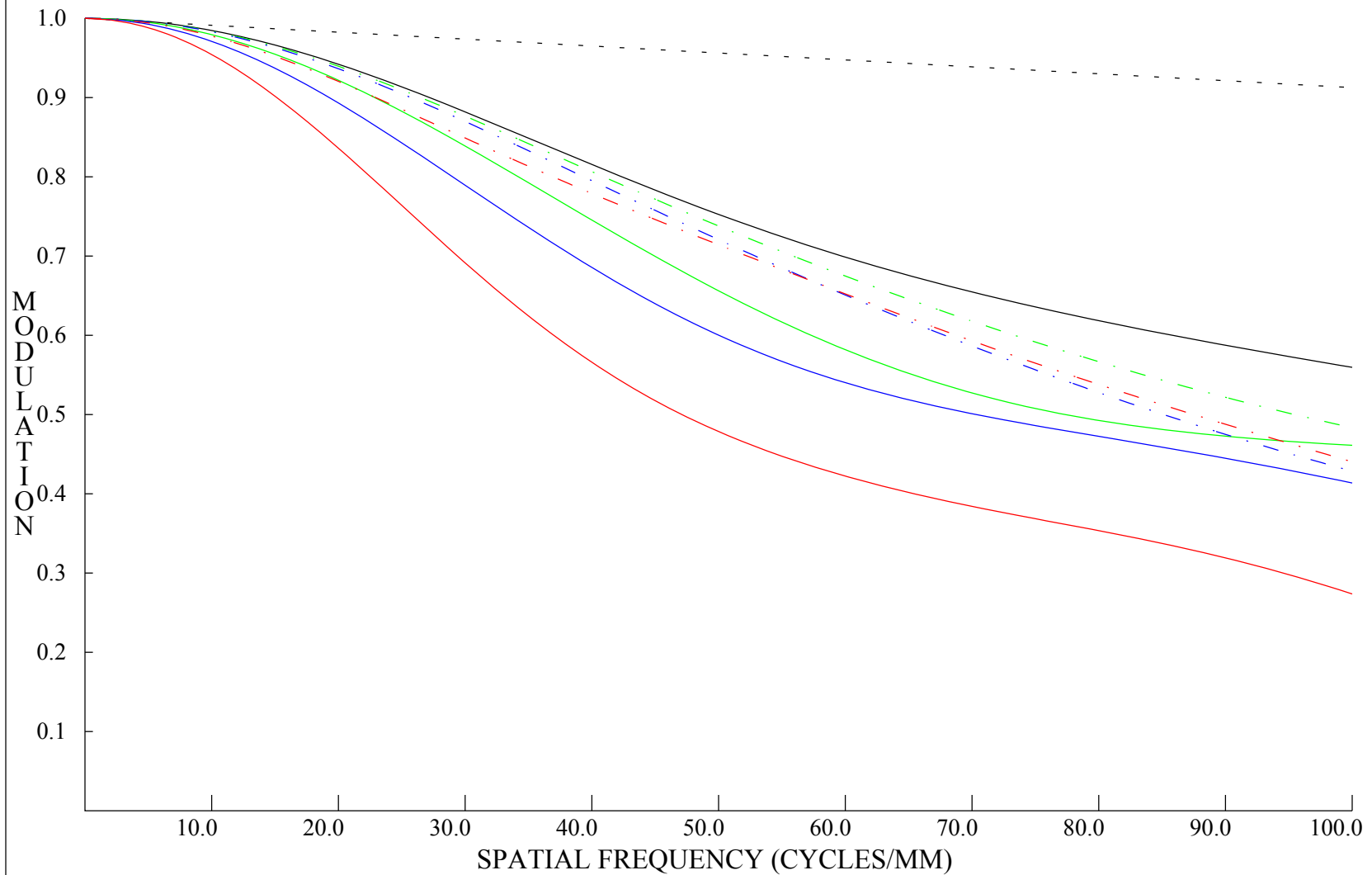


LM6NCM wd=500

GEOMETRICAL MTF

DIFFRACTION LIMIT	
AXIS	
— T	0.3 FIELD (9.31 °)
- - - R	
— T	0.6 FIELD (18.14 °)
- - - R	
— T	1.0 FIELD (27.64 °)
- - - R	

WAVELENGTH
656.3 NM
587.6 NM
546.1 NM
486.1 NM
435.8 NM

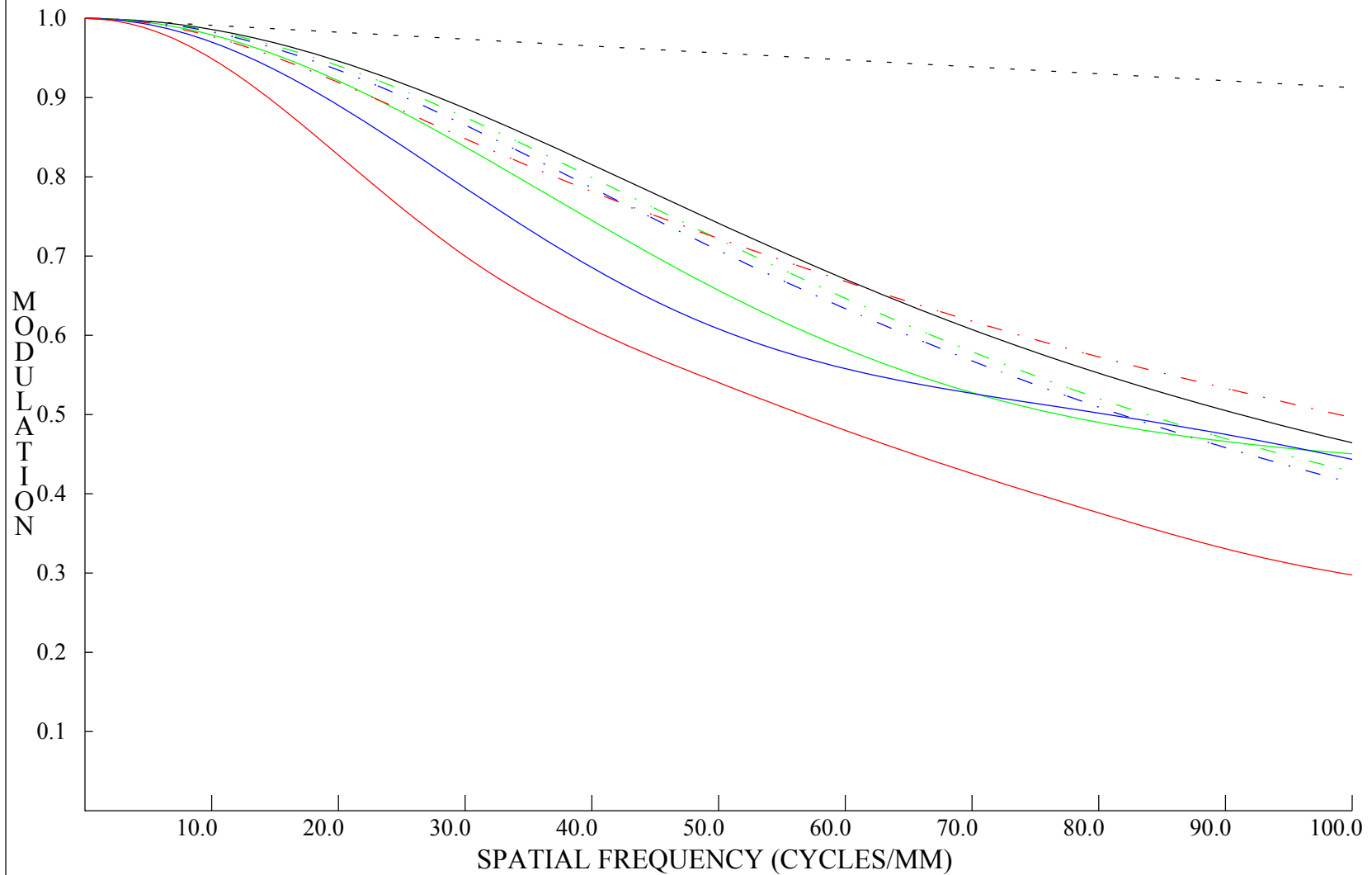


LM6NCM wd=300

GEOMETRICAL MTF

DIFFRACTION LIMIT	
AXIS	
T	0.3 FIELD (9.31 °)
R	
T	0.6 FIELD (18.15 °)
R	
T	1.0 FIELD (27.62 °)
R	

WAVELENGTH
656.3 NM
587.6 NM
546.1 NM
486.1 NM
435.8 NM



LM6NCM wd=100

GEOMETRICAL MTF

DIFFRACTION LIMIT	AXIS
—	T
- - -	R
—	T
- - -	R
—	T
- - -	R

WAVELENGTH
656.3 NM
587.6 NM
546.1 NM
486.1 NM
435.8 NM

